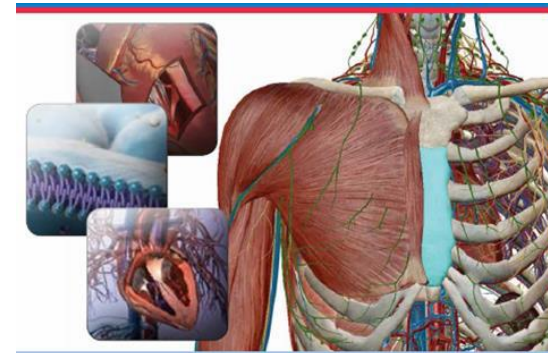


Where can I find the operating system and technical requirements?

Every app and device has specific requirements. Please visit <https://support.visiblebody.com/hc/en-us> for more information.



Visible Body® App User Guide



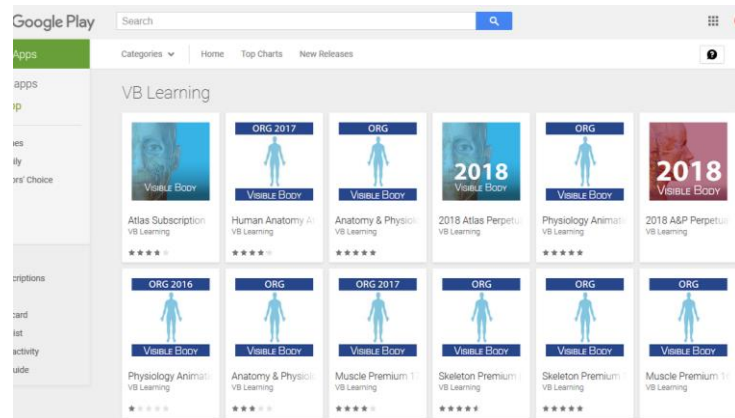
Interactive, Online
and App-Based
Programs for Anatomy,
Physiology and
Specialty Areas

Instructions to download an App and install it using your Activation Code:

1. You will need your **Activation Code** and **UserName**
2. Go to Visible Body:

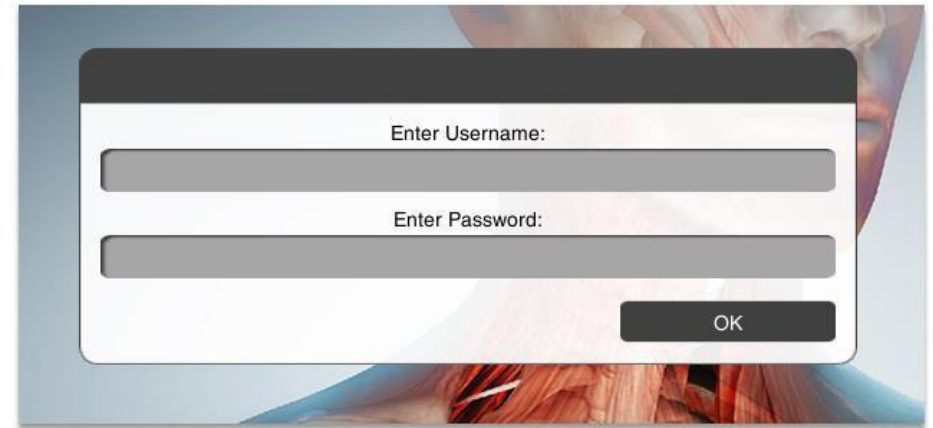
iTunes App Store: <https://itunes.apple.com/us/developer/vb-learning/id1083133893?mt=8>

or Google Play store: <https://play.google.com/store/apps/developer?id=VB+Learning>



3. Select the app that is specifically for your activation code and install. Please note, Visible Body app file size may be large.

4. To activate the app you will need to enter the Username into the Username field and the unique activation code for the product you have downloaded into the Password field:



Scan QR Code for quick access

Apple Devices



Android Devices



Please note:

- Activation codes can be used only one time on one device
- They can be used on either iTunes or Google Play Apps
- Your activation code does NOT expire (no matter how much time passes between you receiving the codes and actually getting around to using it)
- After you use an activation code within an app the app will be available to you for a 12-month period
- Newer version of the app requires uninstalling and reinstalling
- Reinstalling the app will require a new activation code