

Creating and Saving Expert Searches/Filters for your Ovid Users

Contact support@ovid.com and provide the name of the Expert User(s) who will be granted the rights to create, modify, or delete Expert Searches and Filters. An Ovid Support Representative will provide a username and password to be used for this task.

Once the Expert User has created an Expert Search or Filter in Ovid, they must save it. To save an Expert Search or Filter, select the **Expert Search** option in the **Type** drop-down menu:

Save Current Search

Search Name	Comment	Type
<input type="text"/>	<input type="text"/>	Permanent
Save		Temporary (24 hours)
Existing Saved Searches		Permanent
		AutoAlert (SDI)
		Expert Search

All saved Expert Searches will be available for all authorized users at the institution. When users access their Saved Searches page, they will find Expert Searches and Filters displayed at the bottom of the list of Saved Searches. These are all the Expert Searches and Filters that have been saved by your designated Expert User(s).

Run
Delete
Copy

al - Rename ✎ - Edit 👁 - Display ✉ - Email Jumpstart

Permanent Searches (top)

al ✎ 👁 ✉

Nursing Education and training

al - Rename ✎ - Edit 👁 - Display ✉ - Email Jumpstart 🕒 - History

AutoAlert (SDI) Searches (top)

Ovid MEDLINE(R) <1950 to July Week 1 2009>

al ✎ 👁 ✉ 🕒

Aids treatment

Since Last Run Select Update(s) Run In Current Database

al ✎ 👁 ✉ 🕒

Pandemic Influenza - Swine Flu

Since Last Run Select Update(s) Run In Current Database

al ✎ 👁 ✉ 🕒

👁 - Display ✉ - Email Jumpstart

Expert Searches (top)

al 👁 ✉

EBM Filter - Diagnosis

al 👁 ✉

EBM Filter - Etiology

al 👁 ✉

You can also create a Jumpstart to an Expert Search. Users will be able to quickly access Expert Searches with one click using this URL, which can be displayed on any web resource at your institution:


Expert Searches


[Need some Help?](#)


The following is a list of literature searches for OVID Medline developed by a librarian that you can execute by selecting the link, which takes you to Ovid. By adding your specific terms you can refine the search to meet your needs. This requires a NHS Scotland Athens password. Login or register at the top of this page.

If you have any suggestions for useful topics or any comments on this service please [contact us](#). If you have any difficulties contact your local NHS librarian.

Found 32 record(s). [bottom of page](#)

[Bladder cancer Medline search](#) 
Urologic cancer including Bladder cancer and Kidney cancer with all types of treatment limited to RCTs, metaanalysis and systematic reviews.
Availability: All NHS Scotland staff
[more...](#)

[Cancer Medline Search](#) 
General Medline search for all cancers limited to human. Add cancer type or cancer site to limit the results.
Availability: All NHS Scotland staff
[more...](#)

[Cancer metastasis and recurrence Medline search](#) 
Terms to use to find secondary neoplasms, metastatic cancer and recurrence. Please use the sets to amend your own search.
Availability: All NHS Scotland staff

If you want to have multiple Expert Searchers for different user profiles or groups (e.g., the medical school, the veterinary school), please provide Ovid's Support team with details of the specific user groups and how they are authenticated onto Ovid

Ovid provides examples of Expert Searches and Filters that you could make available to your Ovid users. For more information, please see the [Expert Searches](#) page on Ovid's Resource Center, or contact [Ovid Support](#).